
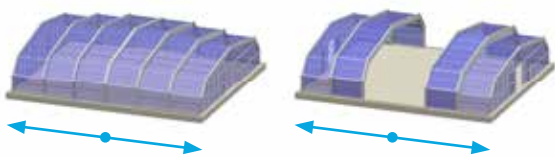





4921



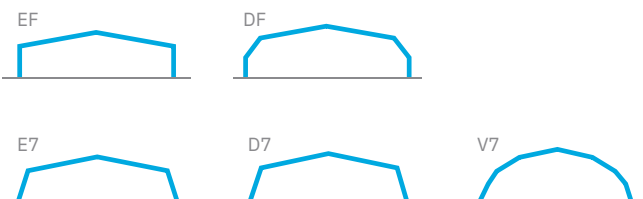
R1 Retraction / Largest Modules at the End



R2 Retraction / Largest Modules in the Middle



R3 Retraction / Largest Modules at the Fixed End



STRUCTURES

FREESTANDING SELF-SUPPORTING ENCLOSURES

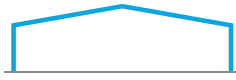
Freestanding Retractable Structures are designed to be easily opened and closed, giving you the flexibility of an indoor or outdoor living experience in the same area. Operation can be manual or motorized, utilizing SecurTrak™ system for structural safety and ease of operation.

Freestanding structures are produced for special purposes. These self-supporting structures are widely used in pool enclosures, cafes and restaurants. Advantages continue 12 months a year with open and closed positions in summer and winter time.. Retractable structures have better economic performance and income compared to fixed structures.

There are 5 basic models of Freestanding structures. 2 types of vertical and 3 types of inclined solutions. 70° inclined solutions are for wider clearance. System segments increase according to span. It attracts the attention of architects with its aesthetic design and wide openings.


A wide range of door and window options are available to provide access and ventilation without opening the system.

EF



Freestanding Retractable Full Height Structures

- Max Width :10m (33')
- Max Length :60m (196')
- Frames : 4
- Operation :Motorized or Manual
- Glazing :PC or Glass




4320

DF



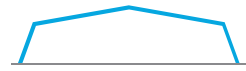
Freestanding Retractable Full Height Structures

- Max Width :12m (39')
- Max Length :60m (196')
- Frames : 6
- Operation :Motorized or Manual
- Glazing :PC or Glass



2125

**Freestanding Retractable
Inclined Walled Full Height Structures**




E7

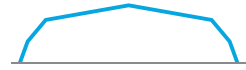


4713

- Max Width :12m (39')
- Max Length :60m (196')
- Frames : 4
- Operation :Motorized or Manual
- Glazing :PC or Glass



**Freestanding Retractable
Inclined Walled Full Height Structures**




D7

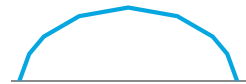


3451

- Max Width :16m (52')
- Max Length :60m (196')
- Frames : 6
- Operation :Motorized or Manual
- Glazing :PC or Glass



**Freestanding Retractable Structures
Inclined Sides**




V7



4601

- Max Width :18m (66')
- Max Length :60m (196')
- Frames : 8
- Operation :Motorized or Manual
- Glazing :PC or Glass






DELUXE SYSTEMS Pte Ltd
61 Ubi Ave 1, #02-02 UB Point
Singapore 408941

Phone: **+65 62099830**
Mail: **info@ds.asia**
Website: **www.ds.asia**



LIBART

REF-SP / INT / 2023 v. 1.4



Libart designs and fabricates operable architectural systems for discerning architects and professional clients from around the world. Libart's aluminum and glass retractable structures are innovative, functional and aesthetically attractive. They are used in restaurants, cafes, hotels, commercial and residential and industrial facilities. Our commitment to research, design, engineering and manufacturing is based on providing our customers value added retractable structures that offer flexible living and working environments, for any type of weather.

Libart has been serving the architectural industry with operable solutions for over 25+ years, with manufacturing centers located in 4 countries and dealers in more than 40+ countries.

MOTION IN ARCHITECTURE

To learn more about our systems and projects from around the world please visit us at, www.libart.com

libartsales@libart.com



/ libartinternational